


GREEK LIFE CENTER EMERGENCY GUIDELINES

Call or text 911 in life threatening emergencies



FIRE



BOMB THREAT



**GAS
LEAK**



HAZMAT



**SEVERE
WEATHER**



HAZMAT

Evacuation

PROMPTS: Fire alarm, direction from the UNT Police or City of Denton Fire Department, an Eagle Alert, a visibly life-threatening situation

- Gather those around you and quickly leave through the nearest exit.
- Ask those around you with limited mobility if they need help and provide assistance, as able.
- If you take notice of someone unable to evacuate, note their location and tell first responders as soon as possible.
- Those with access and functional needs should immediately go to the nearest fire refuge area and call 911.
- Move at least 200 feet away from the building and stay off fire lanes.
- Comply with directions from first responders.

Shelter

PROMPTS: Eagle Alert, Outdoor Warning Sirens

- Go indoors immediately.
- Seek shelter on the lowest level of the building, away from windows and exterior walls.
- For tornadoes: Encourage others to shield their head and neck with arms and putting material such as furniture and blankets around themselves.
- If the event is HAZMAT related, completely turn off or seal off all external air sources including windows, doors, and air vents.
- Stay in shelter until an Eagle Alert is sent telling you it's safe to leave.

Respond to a Medical Emergency

- Call 911 (or have someone call 911 for you).
- Send others to get an AED and to meet first responders at the door.
- Ask the individual if you have their permission to assist them.
 - If **YES**, provide first aid to the extent that you feel able .
 - If **NO**, move away from the individual and wait for first responders.
 - If **unconscious**, you have implied consent to provide assistance, as long as you are not negligent.
- Assist paramedics as needed when they arrive.
- Gather info and report the incident to Risk Management Services.

Run. Hide. Fight. (Active Threat)

PROMPTS: Eagle Alert; successive, loud shot noises; groups of individuals running and screaming

- **RUN** and escape the active threat if possible.
- **HIDE** from the active threat if escape is not possible.
- **FIGHT** the attacker as a last resort and commit to your actions.



**MEDICAL
EMERGENCY**



**ACTIVE
THREAT**

CAMPUS EMERGENCY CONTACTS

<p>Any life-threatening emergency Active threat Acts or threats of violence Bomb threat Fire Hostage situation Life-threatening hazardous materials release Medical emergencies Natural gas leak Suicidal person Violent civil disturbance or demonstration Violent/threatening/hostile individual</p>	<p>911 <i>Call or text 911 in life-threatening emergencies</i></p>
<p>Any non-emergency concerns Civil disturbance or demonstration Disruptive person Elevator failure Suspicious person</p>	<p>UNT Police 940-565-3000</p>
<p>Maintenance-related issues Power outage Water leak or flooding Property damage</p>	<p>UNT Facilities 940-565-2700</p>
<p>Minor hazardous materials release</p>	<p>UNT Risk Management 940-565-2109</p>

If you are unsure if a situation is or is not an emergency, always call 911.

GREEK LIFE CENTER EMERGENCY LOCATIONS AND SUPPLIES



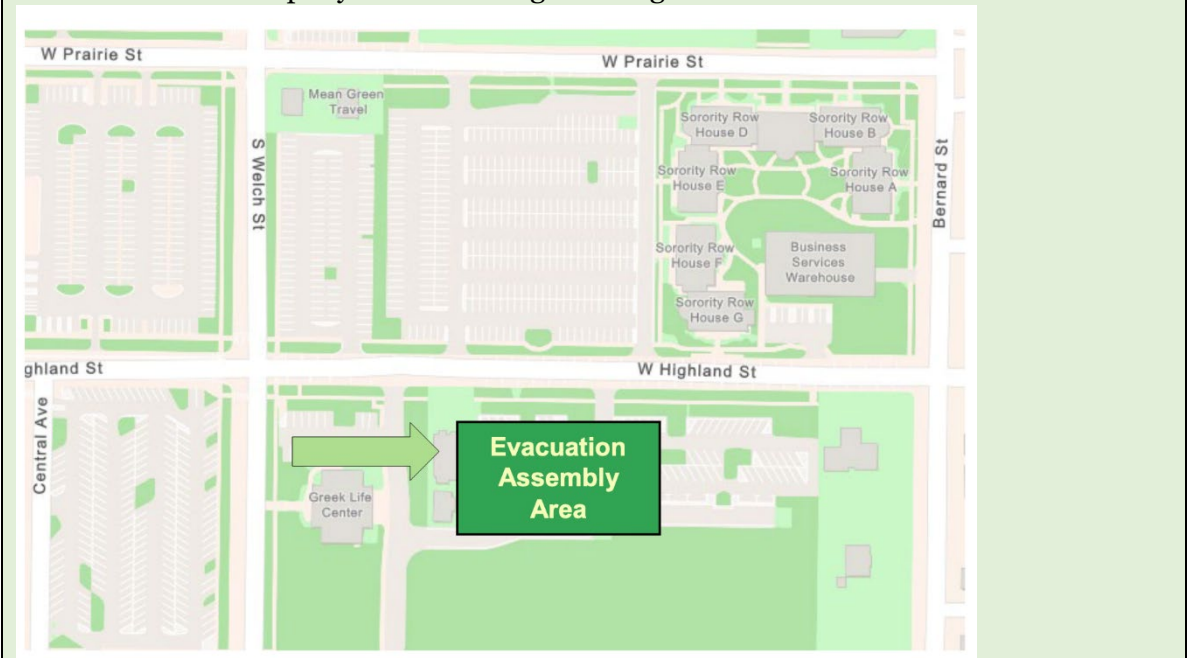
Shelter Areas

- Rooms: 109, 100E, and east restrooms

Evacuation Assembly Area

Evacuation Assembly Area

- Parking Lot 40 east of the Greek Life Center Building
- Wait to re-enter the building until UNT Police or Denton Fire Department give an all-clear.
- **Note:** Never put yourself in danger during an evacuation.




Medical Emergency Related Equipment

- **First Aid Kits:** Two first aid kits located in room 104
- **AEDs:** East side of building in room/hallway 100D

LEGEND

 Shelter Area

 Fire Refuge Area

 Exit

 AED Automated External Defibrillator

GREEK LIFE CENTER

FIRST FLOOR PLAN

