


DATCU STADIUM BUILDING EMERGENCY GUIDELINES

Call or text 911 in life threatening emergencies



FIRE



BOMB THREAT



**GAS
LEAK**



HAZMAT



**SEVERE
WEATHER**



HAZMAT

Evacuation

PROMPTS: Fire alarm, direction from the UNT Police or City of Denton Fire Department, an Eagle Alert, a visibly life-threatening situation

- Gather those around you and quickly leave through the nearest exit.
- Ask those around you with limited mobility if they need help and provide assistance, as able.
- If you take notice of someone unable to evacuate, note their location and tell first responders as soon as possible.
- Those with access and functional needs should immediately go to the nearest fire refuge area and call 911.
- Move at least 200 feet away from the building and stay off fire lanes.
- Comply with directions from first responders.

Shelter

PROMPTS: Eagle Alert, Outdoor Warning Sirens

- Go indoors immediately.
- Seek shelter on the lowest level of the building, away from windows and exterior walls.
- For tornadoes: Encourage clients to shield their head and neck with arms and putting material such as furniture and blankets around themselves.
- If the event is HAZMAT related, completely turn off or seal off all external air sources including windows, doors, and air vents.
- Stay in shelter until an Eagle Alert is sent telling you it's safe to leave.

Medical Emergency

- Call 911 (or have someone call 911 for you).
- Send others to get an AED and to meet first responders at the door.
- Ask the individual if you have their permission to assist them.
 - If **YES**, provide first aid to the extent that you feel able.
 - If **NO**, move away from the individual and wait for first responders.
 - If **unconscious**, you have implied consent to provide assistance, as long as you are not negligent.
- Assist paramedics as needed when they arrive.
- Gather info and report the incident to Risk Management Services.

Run. Hide. Fight.

PROMPTS: Eagle Alert; successive, loud shot noises; groups of individuals running and screaming

- **RUN** and escape the active threat if possible.
- **HIDE** from the active threat if escape is not possible.
- **FIGHT** the attacker as a last resort and commit to your actions.



**MEDICAL
EMERGENCY**



**ACTIVE
THREAT**

CAMPUS EMERGENCY CONTACTS

<p>Any life-threatening emergency Active threat Acts or threats of violence Bomb threat Fire Hostage situation Life-threatening hazardous materials release Medical emergencies Natural gas leak Suicidal person Violent civil disturbance or demonstration Violent/threatening/hostile individual</p>	<p><i>Call or text 911 in life-threatening emergencies</i> 911</p>
<p>Any non-emergency concerns Civil disturbance or demonstration Disruptive person Elevator failure Suspicious person</p>	<p><i>UNT Police</i> 940-565-3000</p>
<p>Maintenance-related issues Power outage Water leak or flooding Property damage</p>	<p><i>UNT Facilities</i> 940-565-2700</p>
<p>Minor hazardous materials release</p>	<p><i>UNT Risk Management</i> 940-565-2109</p>

If you are unsure if a situation is or is not an emergency, always call 911.

DATCU STADIUM

EMERGENCY LOCATIONS AND SUPPLIES



Shelter Areas

- All building occupants should take shelter the **concourse area below seating**. *Event staff will be present to ensure all occupants are relocated to the closest safe area. Avoid standing near windows, exterior walls, and doors made of glass.*

Evacuation Assembly Area

Evacuation Assembly Area

- Using the nearest exit and proceed to the nearest grassy area *unless directed to go elsewhere by first responders or an Eagle Alert.*



Medical Emergency Related Equipment

- **First Aid Kits:** During football games, first aid kits are available in the first aid rooms on the east and west concourse level.
- **AEDs:** Located by the 3rd floor restrooms.



Fire Refuge Areas: A temporary haven from the effects of a fire or other emergency that would normally require evacuation.

- Located on the west side of the stadium to the north and south, behind seating, on floors 3, 4, and 5.
- The 2nd floor area is located on the west side of the stadium but only on the south side.

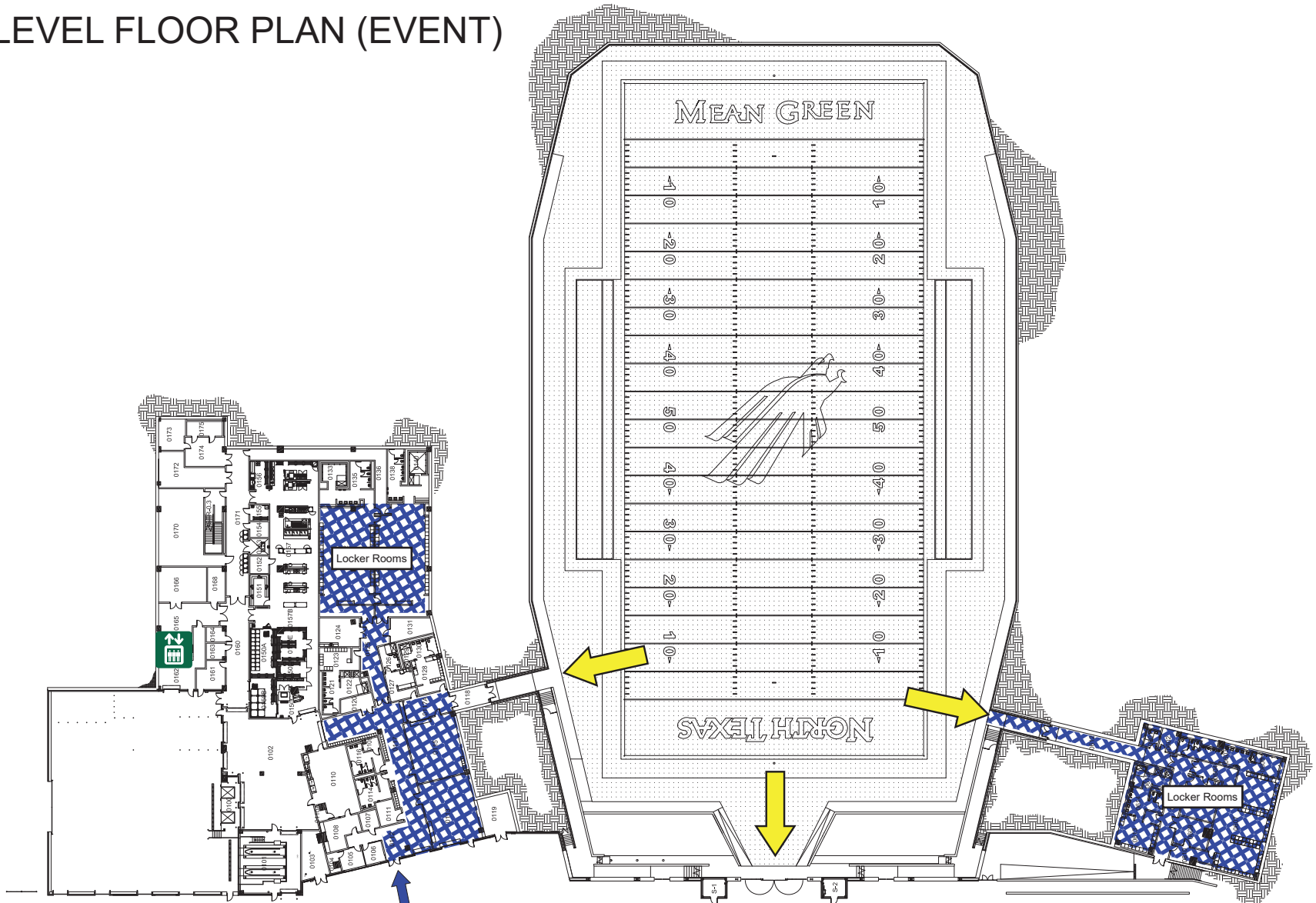


Special Emergency Procedures for DATCU Stadium:

- The stadium's max capacity is 30,850, though it averages around 18,600 people per game.

DATCU STADIUM

LOWER LEVEL FLOOR PLAN (EVENT)



LEGEND



Shelter Area



Exit

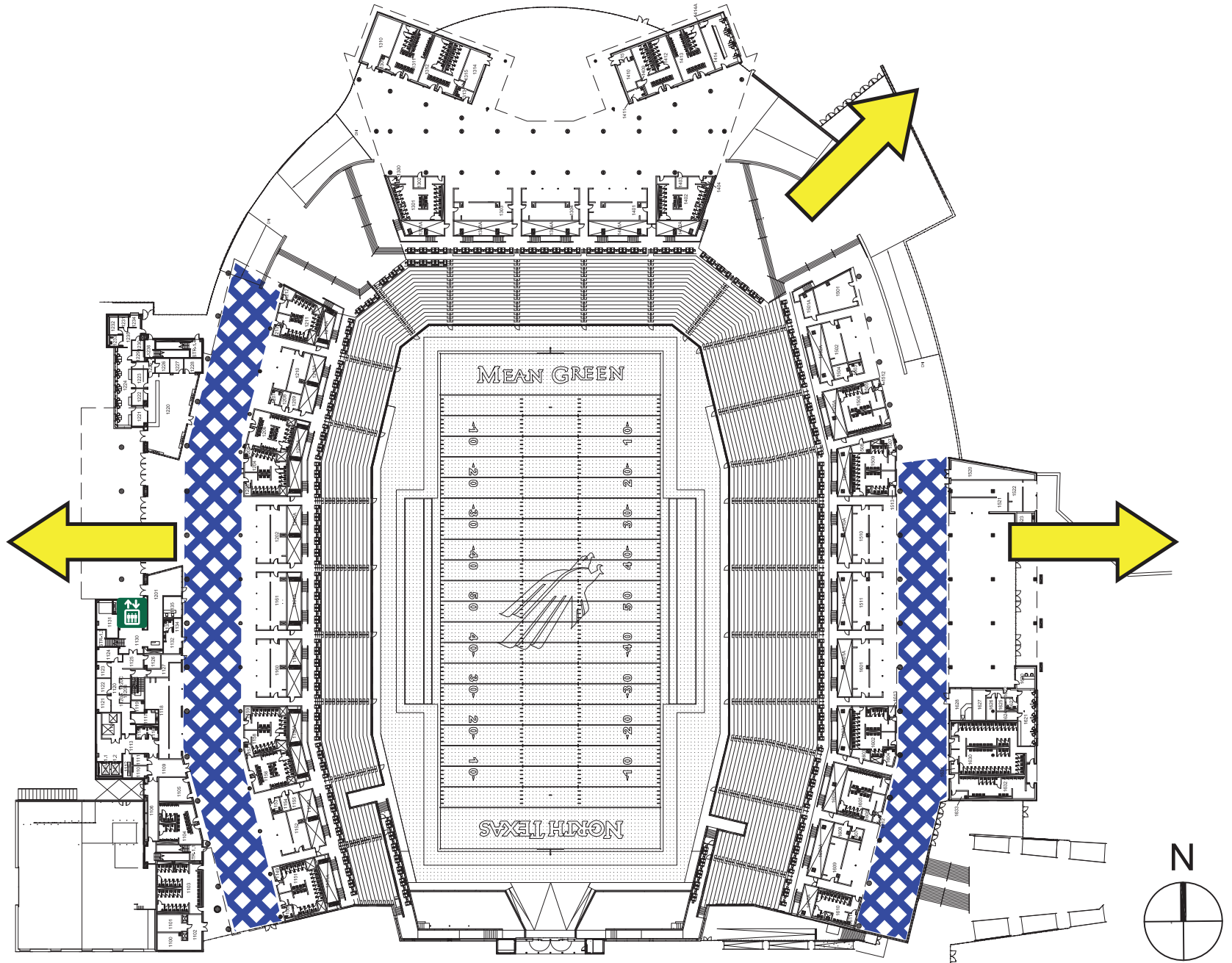


Elevator
Do NOT use in fire



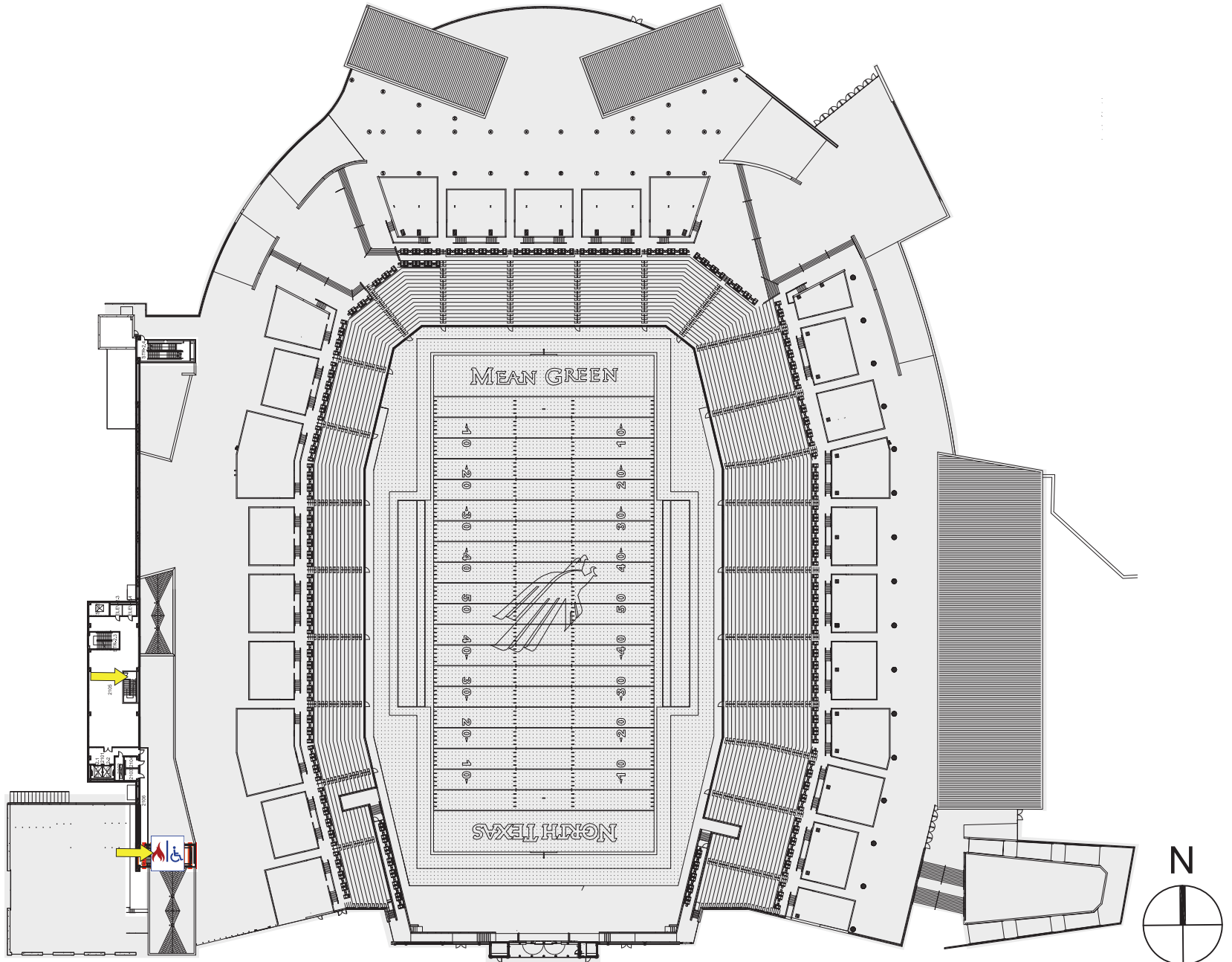
DATCU STADIUM

FIRST FLOOR PLAN (CONCOURSE)





DATCU STADIUM

SECOND FLOOR PLAN (MECHANICAL)

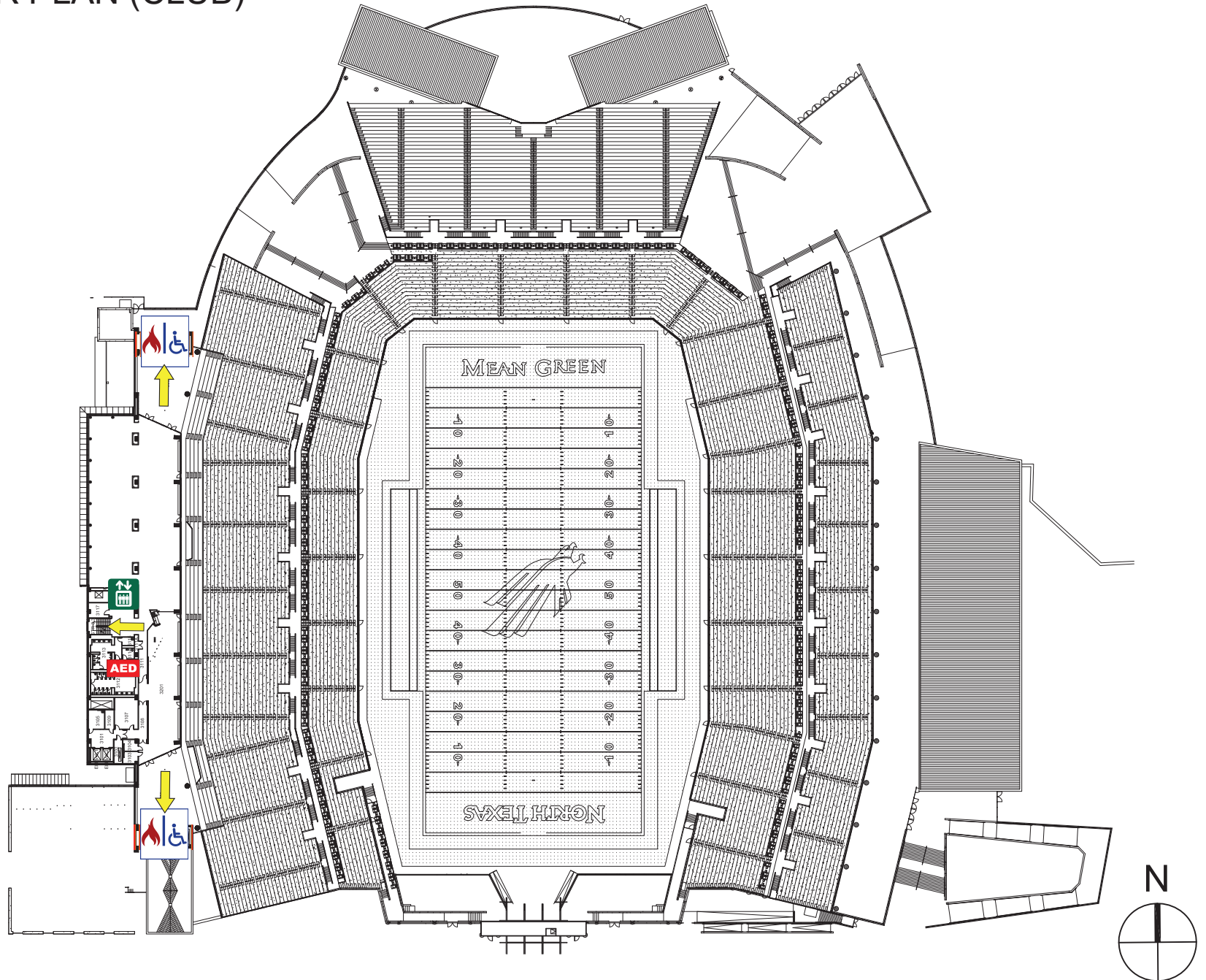


LEGEND


-  Fire Refuge Area
-  Exit

DATCU STADIUM

THIRD FLOOR PLAN (CLUB)



LEGEND

 Fire Refuge Area

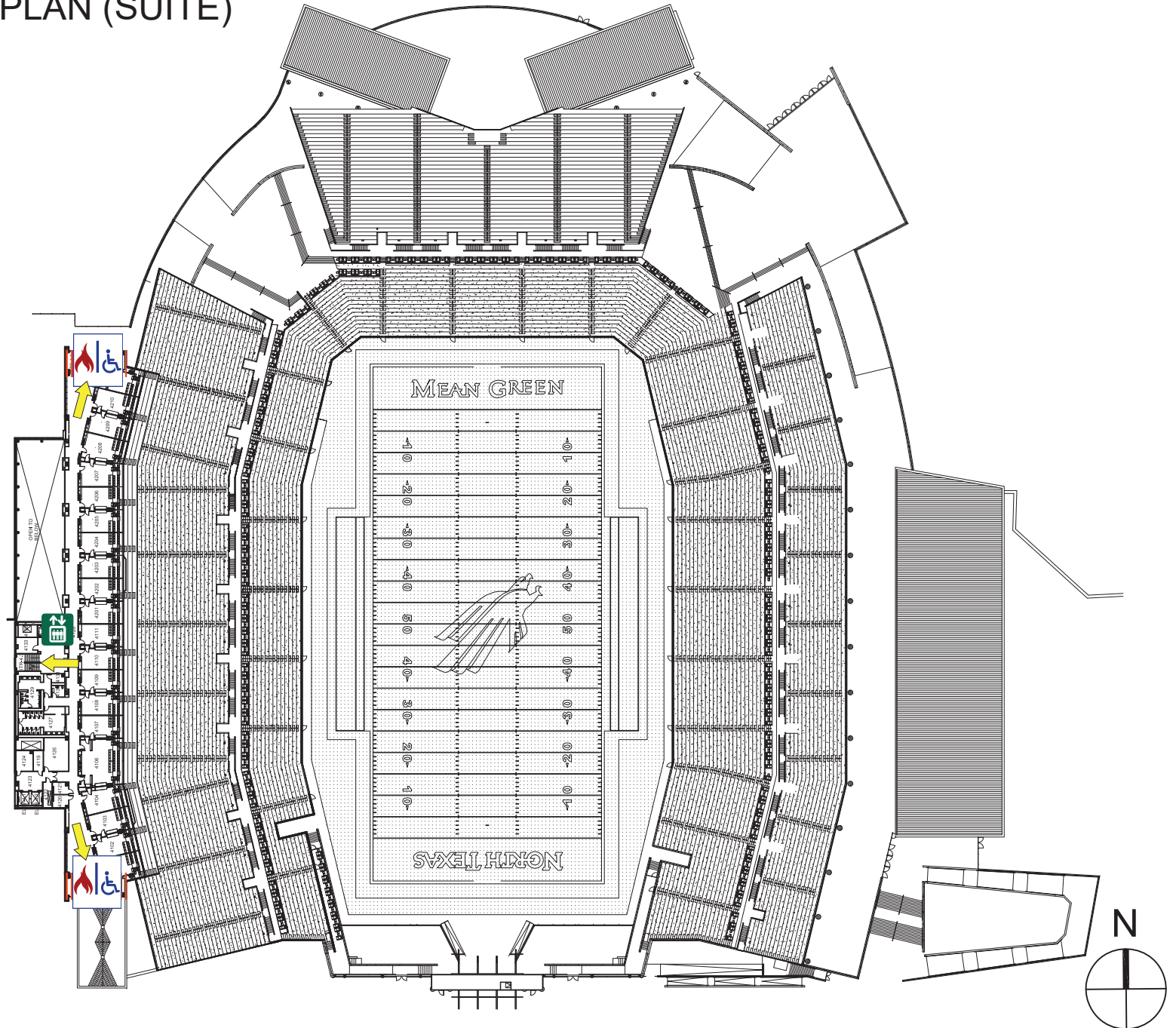
 Exit

 Elevator
Do NOT use in fire

 Automated External Defibrillator

DATCU STADIUM

FOURTH FLOOR PLAN (SUITE)



LEGEND

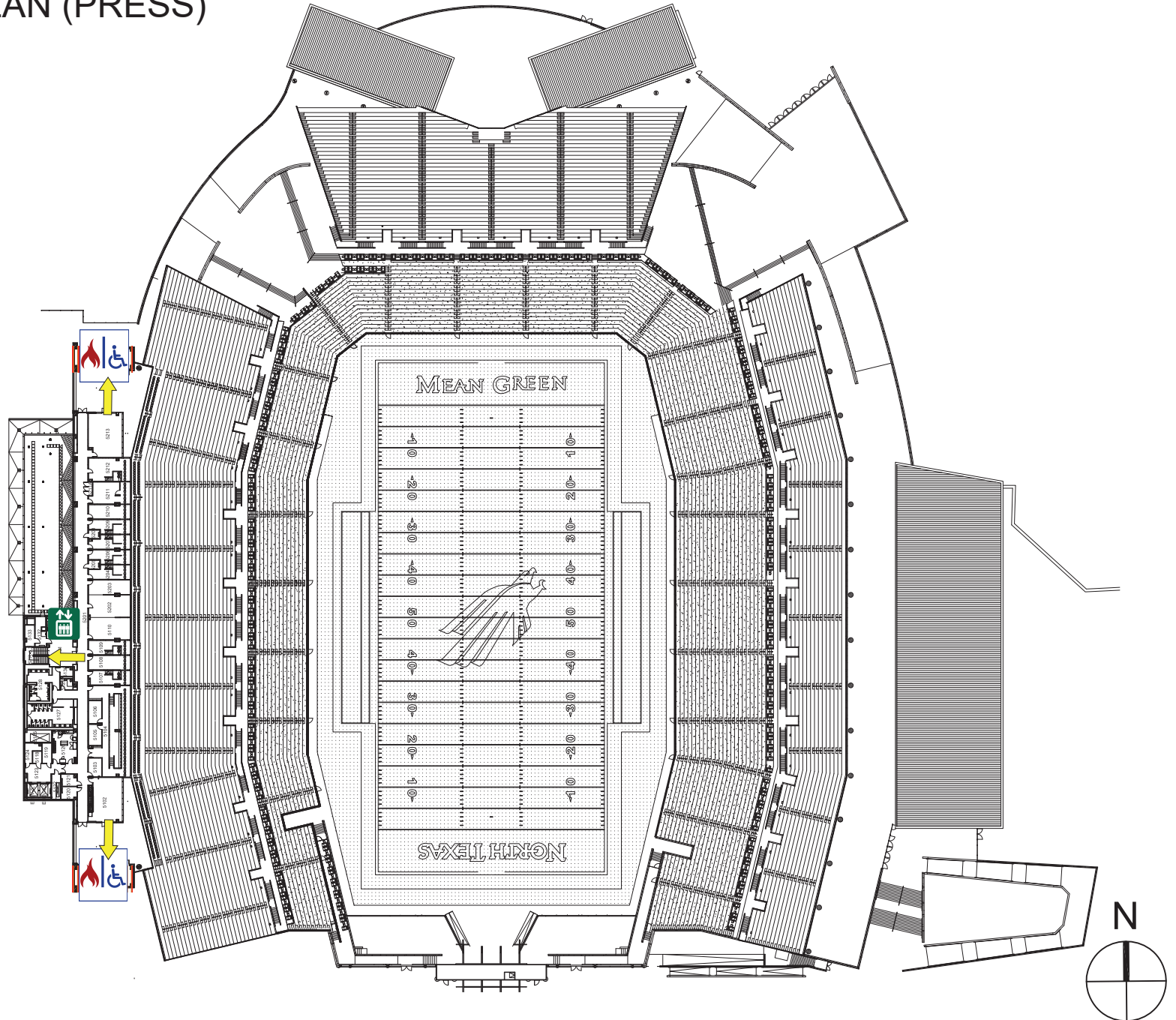
 Fire Refuge Area

 Exit

 Elevator
Do NOT use in fire

DATCU STADIUM

FIFTH FLOOR PLAN (PRESS)



LEGEND

 Fire Refuge Area

 Exit

 Elevator
Do NOT use in fire