



# Emergency Procedures for Oak Street Hall Annex

1110 W. Oak St., Denton, TX 76201

## Shelter

You may need to take shelter for **severe weather** (most common) or a **hazardous materials release**.

During an incident requiring individuals to take **shelter**, all building occupants should immediately move to the designated Tornado Shelter Areas in the building. If unable to safely move to the designated shelter area, seek shelter in a windowless interior room or hallway on the lowest floor of the building.

**All building occupants should take shelter in the north and south interior hallways of the buildings. Avoid standing near windows, exterior walls, and doors made of glass.**

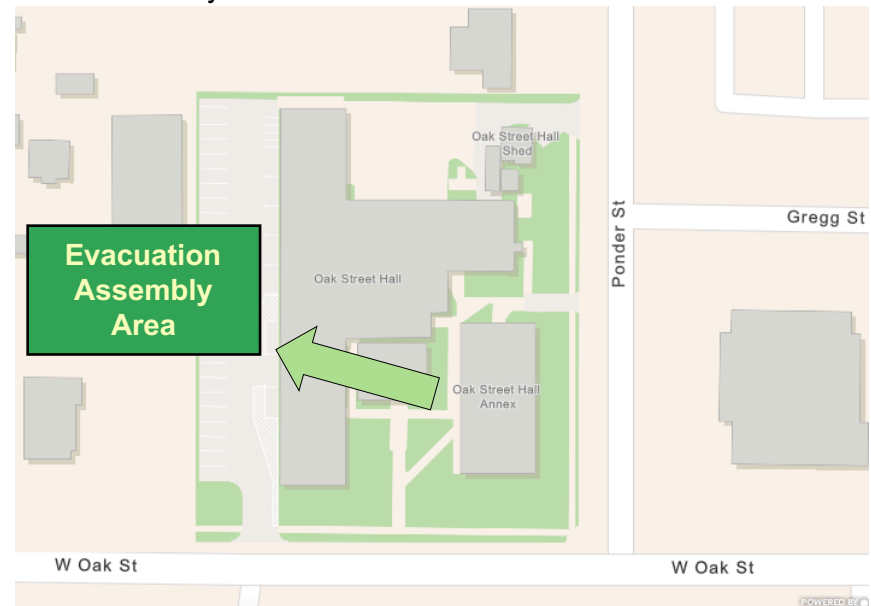
## Evacuation

If you need to evacuate the building—for a fire, bomb threat, gas leak, or other event—all building occupants should immediately move to the nearest EXIT. Once outside, proceed to the designated Evacuation Assembly Area. If unable to safely move to the designated assembly area, contact one or more members of your department or unit to let them know you are safe and your whereabouts.

Persons with mobility impairments who are unable to safely exit the building should be moved to a designated **Area of Refuge** (also called a **Fire Refuge Area**) and await assistance from emergency responders.

**All building occupants should immediately evacuate the building and proceed to the west end of Parking Lot 59 west of the Oak Street Hall building.**

For more information on what to do in a specific emergency situation, refer to the UNT Emergency Guidelines on [www.emergency.unt.edu](http://www.emergency.unt.edu) or the Mean Green Ready app. **Call 911 in an emergency!**




# OAK STREET HALL ANNEX

BUILDING #0134

01-2019

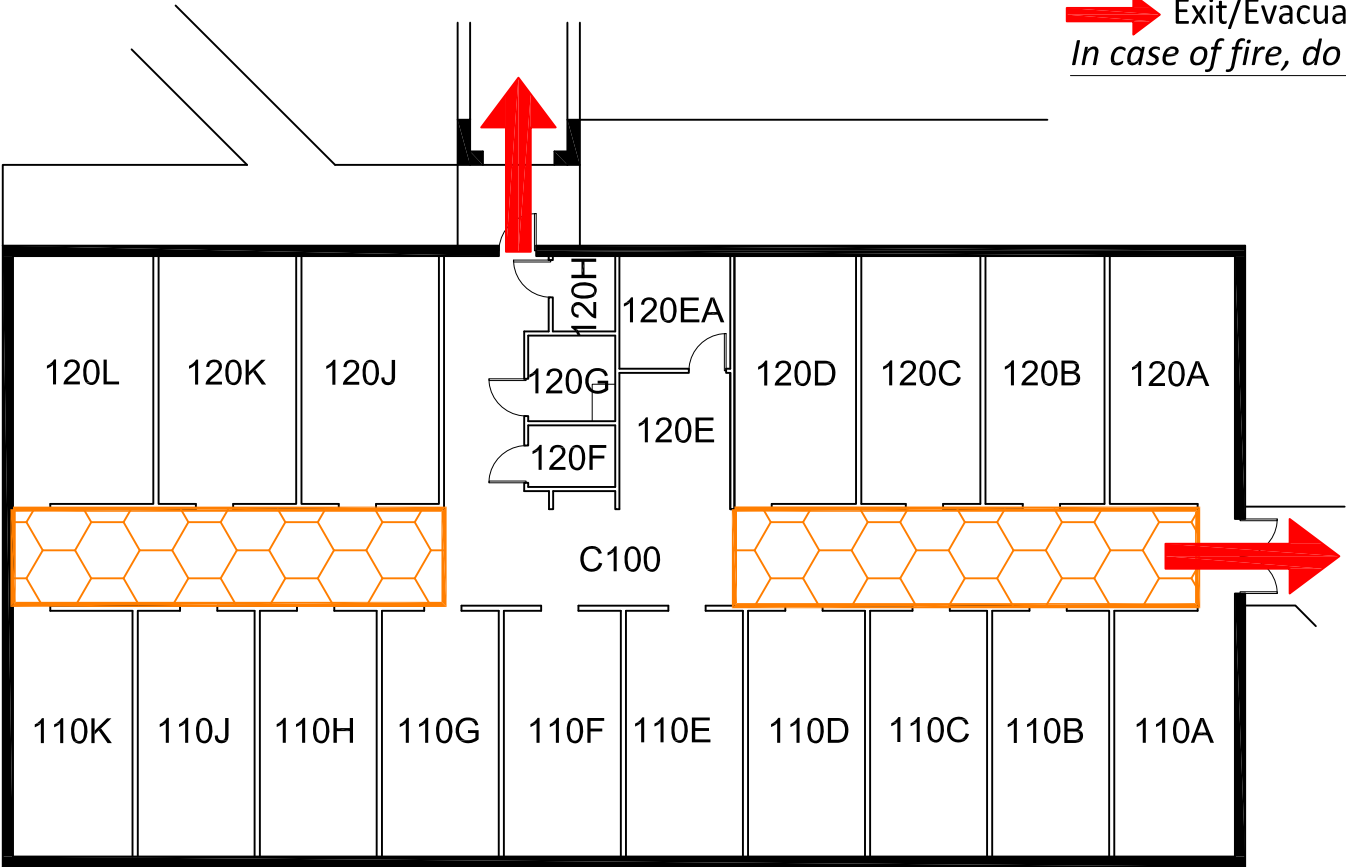
Exterior Gross Area  
5000

### Safety Legend

 Tornado Shelter Areas

 Exit/Evacuation Routes

*In case of fire, do not use elevator*



FIRST FLOOR PLAN

